

4

3

2

1

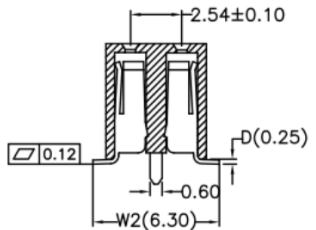
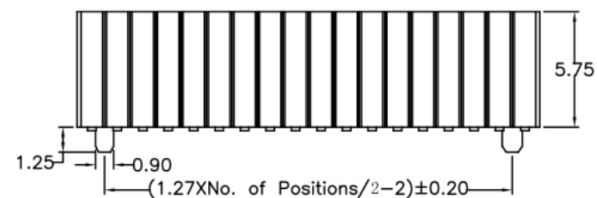
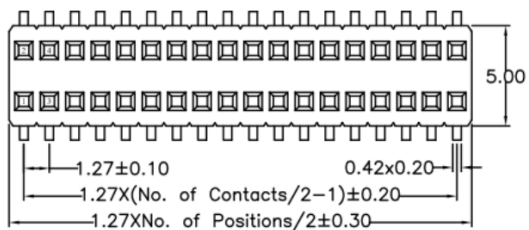


REVISION DATA				
SYM	REV	DESCRIPTION	DATE	APPR.
	00	new part	20.04.17	MR

**Electrical**  
**Current rating:** 1Amps/contact max.  
**Contact resistance:**  $\leq 20m\Omega$ /contact  
**Isolation resistance:**  $\geq 1000M\Omega$  at V=100V  
**Withstanding Voltage:** 300V AC/minute

**Material**  
**Contact:** Phosphor Bronze  
**Isolator:** High Temperature, Thermoplastic UL94V-0

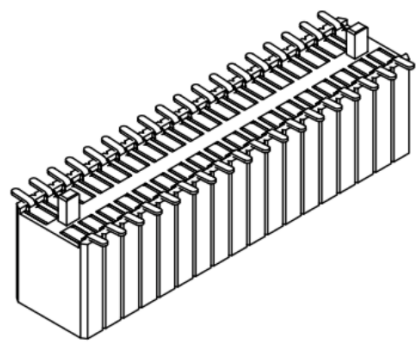
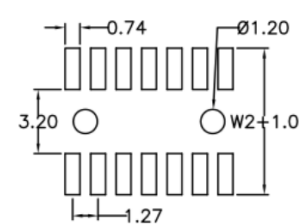
**Operating temperature:** Gold plated: -55°C to +105°C  
 Tin plated: -40°C to +105°C



order information

B127156	xx	xx	xx	xx
No. of Positions	Plating Option	Packaging	Special Customer	
06~80	01= gold flash	F= tape&reel with cap		
	xx= on request	E= tube&cap		
		xx= on request		

Recommended P.C.B Board Layout



	<b>Dual Row Female Header</b>		<b>Straight SMT Type</b>		
	PROJECTON				
	DATE	20.04.2017	Customer Drawing-No.:		
	DRAWN	MR	Drawing-No.: 2160812		
	CHECKED	BR			
APPROVED	BR	UNIT:	SCALE:	SIZE: A4	
		mm			

Diese Zeichnung ist ausdrücklich Eigentum der BR-connectors GmbH. Ohne vorherige Zustimmung seitens der BR-connectors GmbH darf diese nicht vervielfältigt, noch an Dritte zugänglich gemacht werden. Wir behalten uns alle Rechte vor, auch im Falle einer Patentierung nach Gebrauchsmusterprüfung.