

4

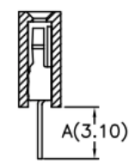
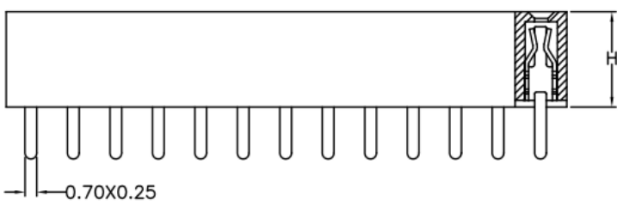
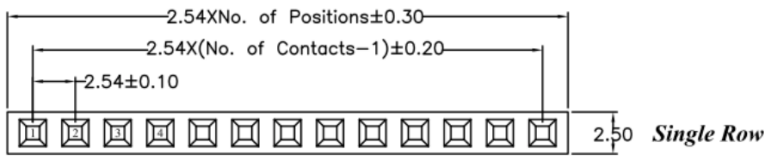
3

2

1

RoHS REACH compliant

REVISION DATA				
SYM	REV	DESCRIPTION	DATE	APPR.
	00	new part	22.03.17	MR



**Electrical**  
**Current rating:** 3Amps/contact max.  
**Contact resistance:** ≤ 20mΩ/contact  
**Isolation resistance:** ≥ 1000MΩ at V=100V  
**Withstanding Voltage:** 550V AC/minute

**Material**  
**Contact:** Phosphor Bronze  
**Isolator:** High Temperature, Thermoplastic UL94V-0

**Operating temperature:** Gold plated: -55°C to +105°C  
 Tin plated: -40°C to +105°C

D

D

C

C

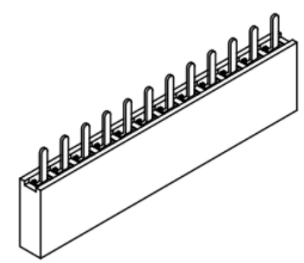
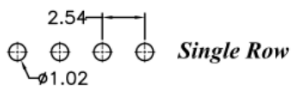
B

B

order information

B254101	xx	xx	xx	xx	xx
No. of Positions	Plating Option	Insulator Height	Packaging	Special Customer	
02~40	01= gold flash xx= on request	50= H= 5.00mm 71= H= 7.10mm 85= H= 8.50mm xx= on request	A= bag C= tube xx= on request		

Recommended P.C.B Board Hole Layout



<p><b>BRCONNECTORS</b></p> <p>Tolerance:        X. ±0.50        .X ±0.35        .XX ±0.25        .XXX ±0.05        X* ±2*</p>	<b>PROJECTON</b>		<b>Single Row Female Header Straight Type</b>			
	<b>DATE</b>	22.03.2017	<b>Customer Drawing-No.:</b>			
	<b>DRAWN</b>	MR	<b>Drawing-No.:</b> 2161037			
	<b>CHECKED</b>	BR				
	<b>APPROVED</b>	BR	<b>UNIT:</b> mm	<b>SCALE:</b>	<b>SIZE:</b> A4	

A

4

3

2

1

Diese Zeichnung ist ausdrücklich Eigentum der BR-connectors GmbH. Ohne vorherige Zustimmung seitens der BR-connectors GmbH darf diese nicht vervielfältigt, noch an Dritte zugänglich gemacht werden. Wir behalten uns alle Rechte vor, auch im Falle einer Patentierung nach Gebrauchsmusterprüfung.