

4

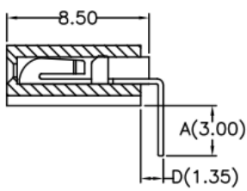
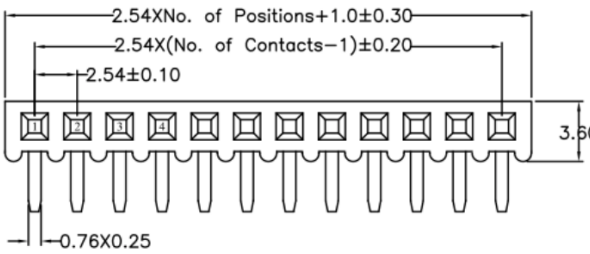
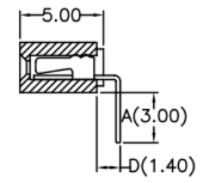
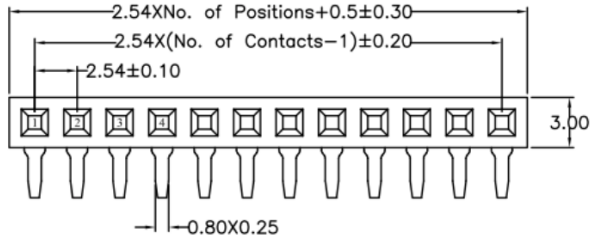
3

2

1

RoHS REACH compliant

REVISION DATA				
SYM	REV	DESCRIPTION	DATE	APPR.
	00	new part	22.03.17	MR



Electrical
Current rating: 1,5Amps/contact max.
Contact resistance: ≤ 20mΩ/contact
Isolation resistance: ≥ 1000MΩ at V=100V
Withstanding Voltage: 450V AC/minute

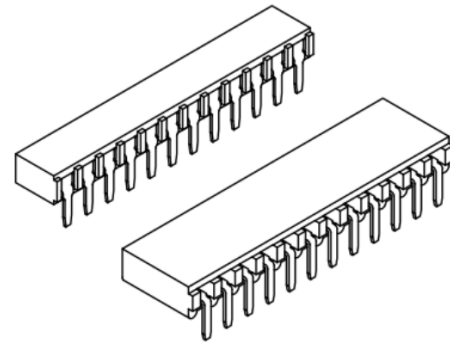
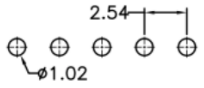
Material
Contact: Phosphor Bronze
Isolator: High Temperature, Thermoplastic UL94V-0

Operating temperature: Gold plated: -55°C to +105°C
 Tin plated: -40°C to +105°C

order information

B254125	xx	xx	xx	xx	xx
No. of Positions	Plating Option	Insulator Height	Packaging	Special Customer	
02~40	01= gold flash xx= on request	50= H= 5.00mm 85= H= 8.50mm xx= on request	A= bag C= tube xx= on request		

Recommended P.C.B Board Hole Layout



BRCONNECTORS

Single Row Female Header Right Angle Type

Tolerance: X. ±0.50 .X ±0.35 .XX ±0.25 .XXX ±0.05 X* ±2*	PROJECTON				
	DATE	22.03.2017	Customer Drawing-No.:		
	DRAWN	MR	Drawing-No.: 2160879		
	CHECKED	BR			
APPROVED	BR				
		UNIT:	SCALE:	SIZE:	A4
		mm			

Diese Zeichnung ist ausdrücklich Eigentum der BR-connectors GmbH. Ohne vorherige Zustimmung seitens der BR-connectors GmbH darf diese nicht vervielfältigt, noch an Dritte zugänglich gemacht werden. Wir behalten uns alle Rechte vor, auch im Falle einer Patentierung nach Gebrauchsmusterprüfung.