

4

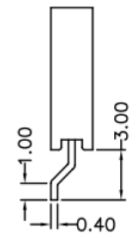
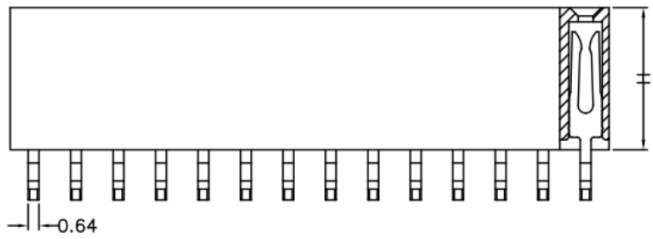
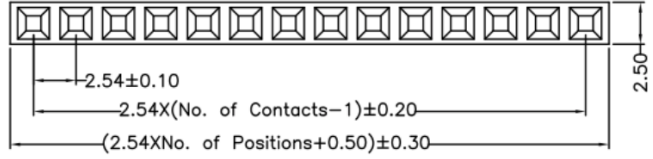
3

2

1

RoHS REACH compliant

REVISION DATA				
SYM	REV	DESCRIPTION	DATE	APPR.
	00	new part	22.03.17	MR



Electrical
 Current rating: 3Amps/contact max.
 Contact resistance: $\leq 20\text{m}\Omega/\text{contact}$
 Isolation resistance: $\geq 1000\text{M}\Omega$ at $V=100\text{V}$
 Withstanding Voltage: 550V AC/minute

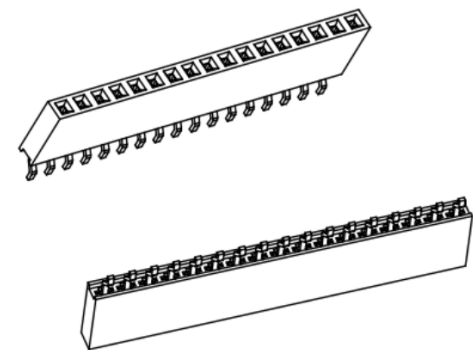
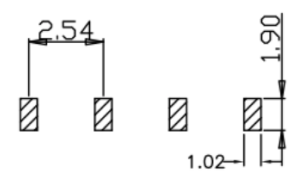
Material
 Contact: Phosphor Bronze
 Isolator: High Temperature, Thermoplastic UL94V-0

Operating temperature:
 Gold plated: -55°C to $+105^\circ\text{C}$
 Tin plated: -40°C to $+105^\circ\text{C}$

order information

B254157	xx	xx	xx	xx	xx
No. of Positions	Plating Option	Insulator Height	Packaging	Special Customer	
02~40	01= gold flash xx= on request	50= H= 5.00mm 71= H= 7.10mm 85= H= 8.50mm	F= tape&reel with cap E= tube&cap xx= on request		
		xx= on request			

Recommended P.C.B Board Layout



	BRCONNECTORS		Single Row Female Header Right Angle SMT Type		
	PROJECTON				
	DATE	22.03.2017	Customer Drawing-No.:		
	DRAWN	MR	Drawing-No.: 2160892		
	CHECKED	BR			
APPROVED	BR				
		UNIT:	SCALE:	SIZE:	A4
		mm			

Diese Zeichnung ist ausdrücklich Eigentum der BR-connectors GmbH. Ohne vorherige Zustimmung seitens der BR-connectors GmbH darf diese nicht vervielfältigt, noch an Dritte zugänglich gemacht werden. Wir behalten uns alle Rechte vor, auch im Falle einer Patentierung nach Gebrauchsmusterprüfung.