

4

3

2

1

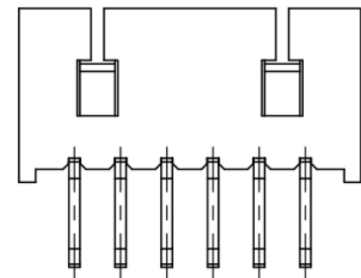
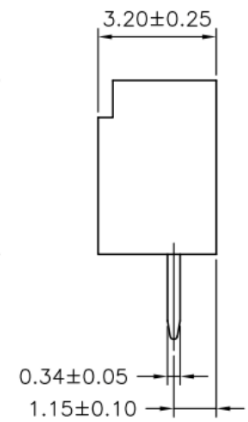
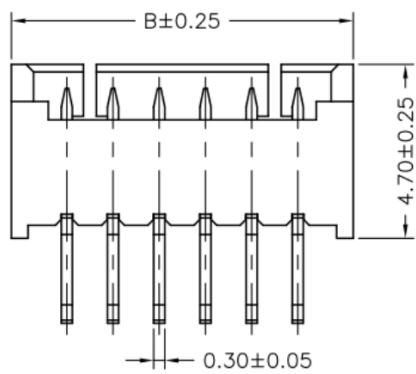
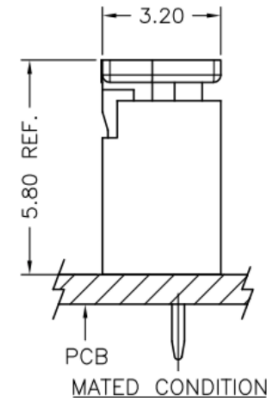
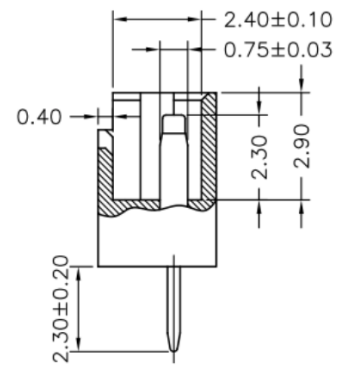
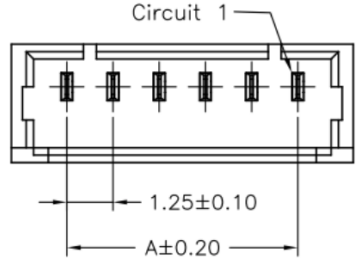
RoHS REACH compliant

REVISION DATA				
SYM	REV	DESCRIPTION	DATE	APPR.
	00	new part	29.05.17	MR

Technical Specification

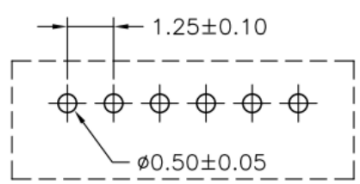
Current Rating: 1A AC, DC
Voltage Rating: 125V AC, DC
Temperature: -25°C to +85°C
high temperature: -40°C to +105°C
Contact Resistance: 20mΩ
Insulation Resistance: 100MΩ
Withstanding Voltage: 500V AC/minute
Material Pin: Phosphor Bronze
Material: Thermoplastic, UL94V-0

Circuit No.	Dimensions		Circuit No.	Dimensions	
	A	B		A	B
02P	1.25	4.25	11P	12.50	15.50
03P	2.50	5.50	12P	13.75	16.75
04P	3.75	6.75	13P	15.00	18.00
05P	5.00	8.00	14P	16.25	19.25
06P	6.25	9.25	15P	17.50	20.50
07P	7.50	10.50	16P	18.75	21.75
08P	8.75	11.75	17P	20.00	23.00
09P	10.00	13.00	18P	21.25	24.25
10P	11.25	14.25			

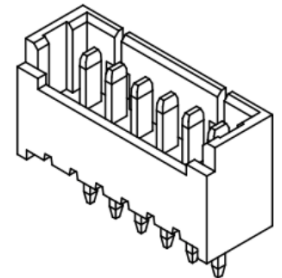


order information

C125404	xx	xx	xx	xx	xx	xx
No. of Positions	Plating Option	Type	Entry	Packaging	Special Customer	
02~18	01= gold flash	A2= tht	B1= top	B= tray	xx= on request	
xx= on request	100= tin			xx= on request		
				xx= on request		



P.C.B. LAYOUT



	PROJECTON		Single Row Wafer THT Type, Top Entry		
	DATE	29.05.2017	Customer Drawing-No.:		
	DRAWN	MR	Drawing-No.: 2161120		
	CHECKED	BR			
APPROVED	BR	UNIT:	SCALE:	SIZE:	A4

Diese Zeichnung ist ausdrücklich Eigentum der BR-connectors GmbH. Ohne vorherige Zustimmung seitens der BR-connectors GmbH darf diese nicht vervielfältigt, noch an Dritte zugänglich gemacht werden. Wir behalten uns alle Rechte vor, auch im Falle einer Patentierung nach Gebrauchsmusterprüfung.