

4

3

2

1



REVISION DATA				
SYM	REV	DESCRIPTION	DATE	APPR.
	00	new part	03.08.17	MR

**Technical Specification**

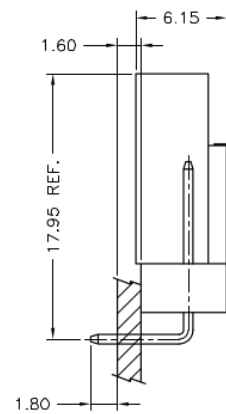
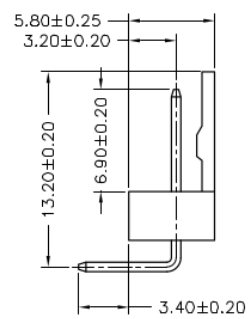
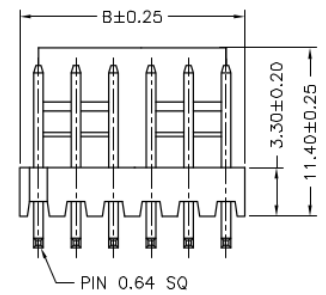
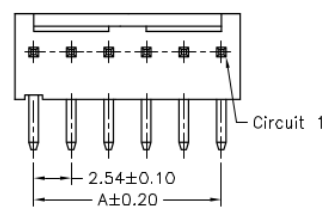
Current Rating: 4A AC, DC  
Voltage Rating: 250V AC, DC  
Temperature: -25°C to +85°C  
*high temperature:* -40°C to +105°C  
Contact Resistance: 10mΩ  
Insulation Resistance: 1000MΩ  
Withstanding Voltage: 1000V AC/minute  
Material Pin: Brass  
Material: Thermoplastic, UL94V-0

Circuit No.	Dimensions	
	A	B
02P	2.54	5.08
03P	5.08	7.62
04P	7.62	10.16
05P	10.16	12.70
06P	12.70	15.24
07P	15.24	17.78
08P	17.78	20.32
09P	20.32	22.86
10P	22.86	25.40
11P	25.40	27.94

Circuit No.	Dimensions	
	A	B
12P	27.94	30.48
13P	30.48	33.02
14P	33.02	35.56
15P	35.56	38.10
16P	38.10	40.64
17P	40.64	43.18
18P	43.18	45.72
19P	45.72	48.26
20P	48.26	50.80

D

D



C

C

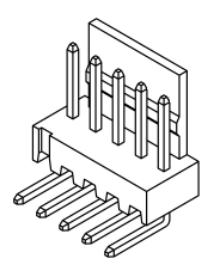
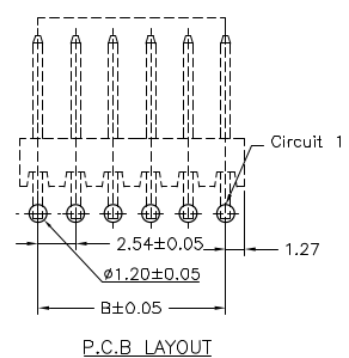
B

B

**order information**

C254402	xx	xx	xx	xx	xx	xx
No. of Positions	Plating Option	Entry	Special	Packaging	Special Customer	
02~20	01= gold flash	B2= side	Z5= left	A= bag	xx= on request	
xx= on request	100= tin			xx= on request		
				xx= on request		

A



	<b>PROJECTON</b>		<b>Single Row Wafer THT Type, Side Entry</b>		
	<b>DATE</b>	03.08.2017	Customer Drawing-No.:		
	<b>DRAWN</b>	MR	Drawing-No.: 2161374		
	<b>CHECKED</b>	BR			
<b>APPROVED</b>	BR	<b>UNIT:</b>	<b>SCALE:</b>	<b>SIZE:</b>	<b>A4</b>
		mm			

4

3

2

1