

4

3

2

1

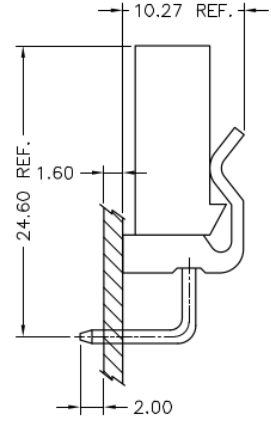
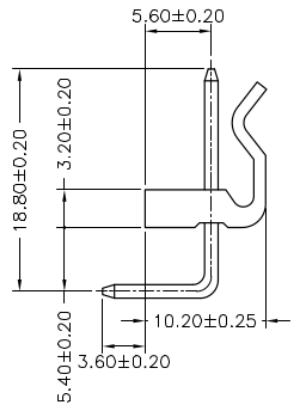
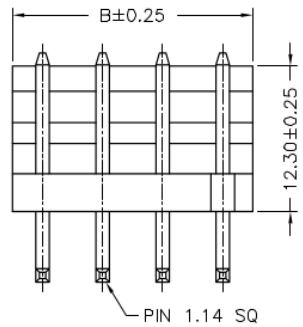
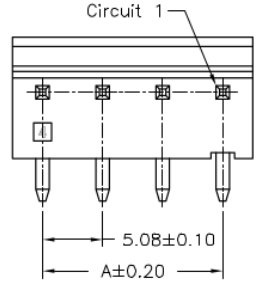
RoHS REACH compliant

REVISION DATA				
SYM	REV	DESCRIPTION	DATE	APPR.
	00	new part	03.08.17	MR

Technical Specification

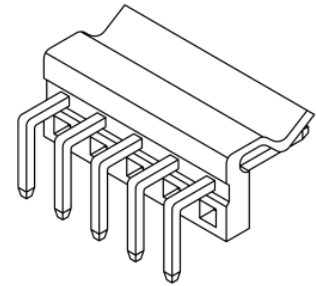
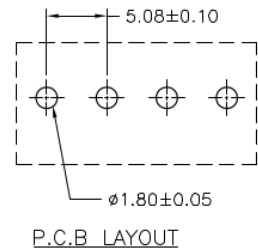
Current Rating: 7A AC, DC
 Voltage Rating: 250V AC, DC
 Temperature: -25°C to +85°C
high temperature: -40°C to +105°C
 Contact Resistance: 10mΩ
 Insulation Resistance: 1000MΩ
 Withstanding Voltage: 1500V AC/minute
 Material Pin: Brass
 Material: Thermoplastic, UL94V-0

Circuit No.	Dimensions		Circuit No.	Dimensions	
	A	B		A	B
02P	5.08	10.16	12P	55.88	60.96
03P	10.16	15.24	13P	60.96	66.04
04P	15.24	20.32	14P	66.04	71.12
05P	20.32	25.40	15P	71.12	76.20
06P	25.40	30.48	16P	76.20	81.28
07P	30.48	35.56	17P	81.28	86.36
08P	35.56	40.64	18P	86.36	91.44
09P	40.64	45.72	19P	91.44	96.52
10P	45.72	50.80	20P	96.52	101.60
11P	50.80	55.88			



order information

CS08401	xx	xx	xx	xx	xx
No. of Positions	Plating Option	Entry	Packaging	Special Customer	
02~20	01= gold flash	B2= side	A= bag	xx= on request	
xx= on request	100= tin		xx= on request		
			xx= on request		



BRCONNECTORS

**Single Row Wafer
THT Type, Side Entry**

Tolerance: .X ± 0.25 .XX ± 0.15 .XXX ± 0.05	PROJECTON				
	DATE	03.08.2017	Customer Drawing-No.:		
	DRAWN	MR	Drawing-No.: 2161398		
	CHECKED	BR			
APPROVED	BR		UNIT: mm	SCALE:	SIZE: A4