RoHS REACH compliant

REVISION DATA				
SYM	REV	DESCRIPTION	DATE	APPR.
	00	new part	12.04.18	AT

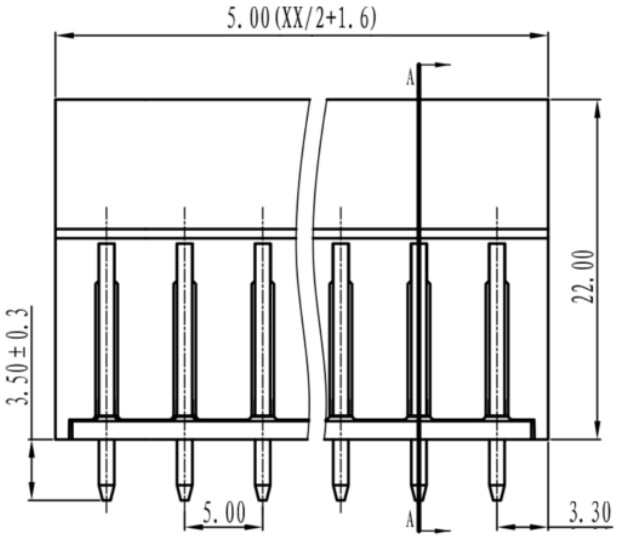

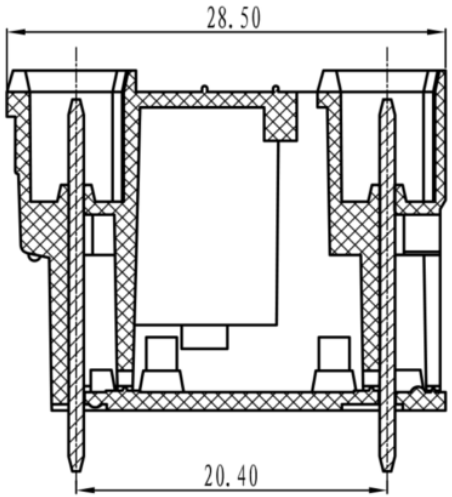

SECTION A-A

Technical Specifications

Material

Pin header:	Brass, Sn plated
Housing:	PA66, UL94V-0

Electrical

	UL	IEC
Rated voltage:	300V	320V
Rated current:	15A	10A
Contact resistance:	20mΩ	
Insulation resistance:	500MΩ/DC500V	
Withstanding voltage:	AC2000V/1Min	

Mechanical

Temp. Range:	-40°C to +105°C
Max. soldering:	+250°C/5 sec

order information

P50020	-	xx	xx	xx	-	xx
		No. of Positions	Colour	Packing		Special Customer
		02~24	10=Green	A= bag		
			xx= on request	BO= Box		
				xx= on request		

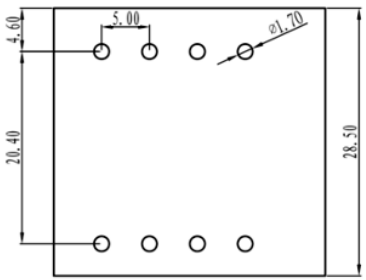

	linear dimension					fillet	chamfer		∠ short angle sid				≡	—	▱	//	⊥
variable range	to 6	over 6 to 30	over 30 to 120	over 120 to 480	over 480 to	all	to 6	over 6 to	to 10	over 10 to 50	over 50 to 120	over 120 to	all	to 5	over 5 to 30	over 30 to 120	over 120 to
tolerance	±0.1	±0.2	±0.3	±0.5	±0.9	±0.2	±0.5	±1	1°	30'	20'	10'	0.5	0.025	0.06	0.12	0.4

BRCONNECTORS

Box Pin Header

PROJECTON			
DATE	12.04.2018	Customer Drawing- No.:	
DRAWN	AT	Drawing- No.: 2161868	
CHECKED	MR		
APPROVED	BR	UNIT: mm	SCALE: / SIZE: A4

Diese Zeichnung ist ausdrücklich Eigentum der BR-connectors GmbH. Ohne vorherige Zustimmung seitens der BR-connectors GmbH darf diese nicht vervielfältigt, noch an Dritte zugänglich gemacht werden.
Wir behalten uns alle Rechte vor, auch im Falle einer Patentierung nach Gebrauchsmusterprüfung.